

PRIEFERT SHELTERS



**MODULAR &
EXPANDABLE**

ALL-STEEL CONSTRUCTION



Priefert[®]
Ranch Equipment
Mt. Pleasant, TX



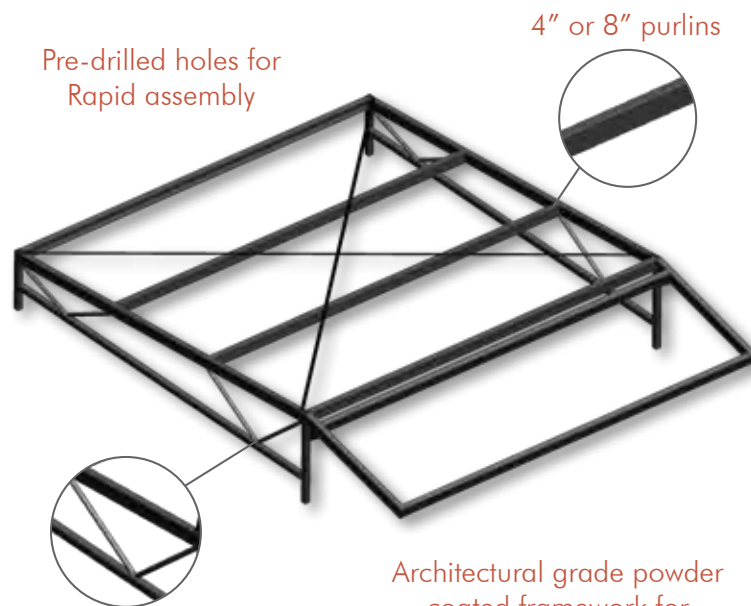
SEE THE DIFFERENCE

PRIEFERT is proud to announce the addition of a new line of top quality, all-purpose shelters and utility barns. Available in a variety of sizes, colors and styles, these structures are ideal for protecting horses, livestock, hay, or equipment from the elements. **The modular design allows you to grow and change with your needs.** Optional shelter skirts are available making individual shelters easy to move from one location to another. (see page 11) The versatility of the new Priefert Shelters and Barns make them a great fit for anyone.

Like all Priefert Products, the **Priefert Shelters and Utility Barns begin with strong steel construction.** Add to that a great powder coat finish and two snow load capacity options and you have the durable, dependable product that you have come to depend on Priefert to provide. These shelters combine easily with our Priefert Panels and Stall Fronts to create custom confinement areas for horses and livestock.

- Kits come complete with everything you need to get started including: 26 gauge sheet metal roof, mounting hardware, and wood- as designated by kits.
- Shelter roofs have a 1:12 roof pitch and are 10' tall at the front and 9' tall at the back. Heights of utility barns depend on the design. Four or eight inch purlin options are available for up to 100 lbs per square foot snow loads. Order properly for your geographic area.

- Gunmetal gray frame – stocking color
- Easy attachment of panels, stall dividers, stall fronts or stall panels.



Pre-drilled holes for Rapid assembly

4" or 8" purlins

Trussed design for superior strength

Architectural grade powder coated framework for extended life



OPEN SHELTERS

SHK01 - STANDARD OPEN SHELTER



SHK02 - OPEN SHELTER WITH STRAIGHT AWNING & UTILITY PANELS



*All shelter kits come with your choice of ground or concrete anchors.

SHK03 - OPEN SHELTER WITH ANGLED AWNING, UTILITY PANELS, & UTILITY WALKTHRU



SHK04 - OPEN SHELTER WITH ANGLED AWNING & SOLID STALL PANELS



SHK05 - OPEN SHELTER WITH SOLID STALL PANELS & STALL FRONT WITH FEEDER



SHK06 - OPEN SHELTER WITH ANGLED AWNING, STALL PANELS, & STALL FRONT WITH FEEDER



SHK07 - 2 STALL OPEN SHELTER WITH ANGLED AWNING, UTILITY PANELS, & UTILITY WALK THRUS



*All shelter kits come with your choice of ground or concrete anchors.

SHK08 - 2 STALL OPEN SHELTER WITH ANGLED AWNING,
SOLID & STANDARD STALL PANELS, STALL FRONTS, & FEEDERS



SHK09 - 2 STALL (REAR EXIT) OPEN SHELTER WITH ANGLED AWNING, SOLID &
STANDARD STALL PANELS, STALL FRONTS, FEEDERS, FEEDER WINDOWS, & UTILITY PANELS



SHK10 - 2 STALL (SIDE EXIT) OPEN SHELTER WITH ANGLED
AWNING, TACK ROOM, UTILITY PANELS, & UTILITY PANEL WALK THRU



*All shelter kits come with your choice of ground or concrete anchors.



CLOSED SHELTERS

SHK 11 - STANDARD CLOSED SHELTER (NO WOOD)

SHK 12 - CLOSED SHELTER WITH STRAIGHT AWNING



*Horizontal rails are designed for vertical or horizontal installation of plywood with self tapping metal screws.

SHK 13 - CLOSED SHELTER WITH ANGLED AWNING & UTILITY WALK THRU



SHK 14 - CLOSED SHELTER WITH ANGLED AWNING & STALL FRONT




SHK 15 - 2 STALL CLOSED SHELTER WITH ANGLED AWNING, TACK ROOM, STALL FRONTS, & FEEDERS




SHK 16 - 2 STALL (REAR EXIT) CLOSED SHELTER WITH ANGLED AWNING, TACK ROOM, STALL FRONTS, FEEDERS, FEEDER WINDOWS, & UTILITY PANELS




SHK 17 - 2 STALL (SIDE EXIT) CLOSED SHELTER WITH ANGLED AWNING, TACK ROOM, STALL FRONTS, FEEDERS, FEEDER WINDOWS, & UTILITY PANELS



SHK 18 - 3 BAY CLOSED SHELTER WITH ANGLED AWNING (NO WOOD)



*All shelter kits come with your choice of ground or concrete anchors.



UTILITY BARN

SHK19 - 2 STALL UTILITY BARN WITH PITCHED ROOF, STALL FRONTS, STALL PANELS, & FEEDERS



SHK20 - 2 STALL CLOSED UTILITY BARN WITH PITCHED ROOF, STALL FRONTS, STALL PANEL, & FEEDERS



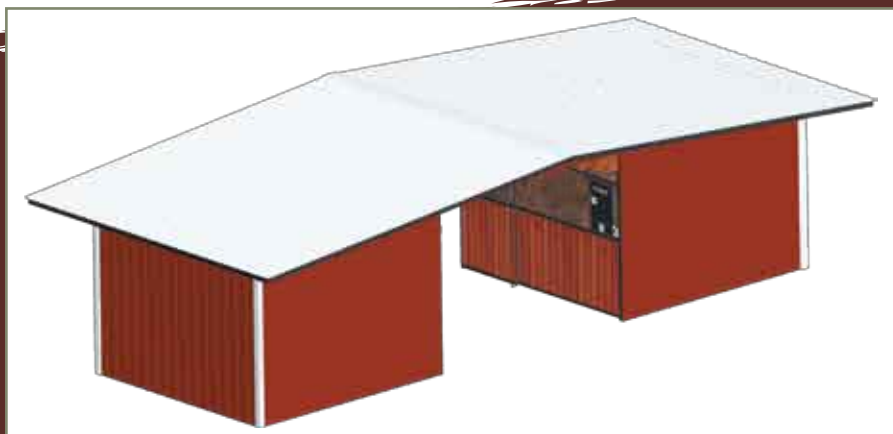
*All shelter kits come with your choice of ground or concrete anchors.



SHK21 - 2 STALL UTILITY BARN WITH PITCHED ROOF, BREEZEWAY, UTILITY PANELS, & UTILITY PANEL WALK THRUS



SHK22 - 2 STALL UTILITY BARN WITH PITCHED ROOF, BREEZEWAY, STALL FRONTS, STALL PANELS, & FEEDERS

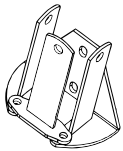


SHK23 - 2 STALL CLOSED UTILITY BARN WITH PITCHED ROOF, BREEZEWAY, STALL FRONTS, & FEEDERS

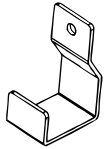


*All shelter kits come with your choice of ground or concrete anchors.

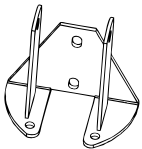
SHELTER HARDWARE AND SNOW LOAD RECOMMENDATIONS



SHCLIP3GY
LOWER STALL CLIP
Connects 3 stall panels to shelter frame



SHCLIPWTGY
UNIVERSAL WALK THRU CLIP
Connects walk thrus to enclosed shelter

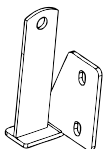


SHCLIP2GY
LOWER DOUBLE STALL CLIP
Connects two stall panels to bottom of shelter frame



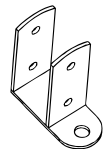
SHCLIP290LGY
LOWER LEFT HAND STALL CLIP
Connects stall panels to back and sides of shelter

Right side connector also available **SHCLIP290RGY**

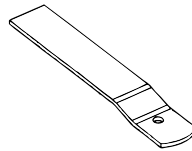


SHCLIPLGY
STALL CLIP - LOWER LEFT
Connects single stall panel to shelter frame

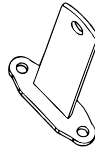
Right side connector also available **SHCLIPRGY**



SHCCGY
SHELTER CONCRETE CLIP
Mounts single shelter to concrete



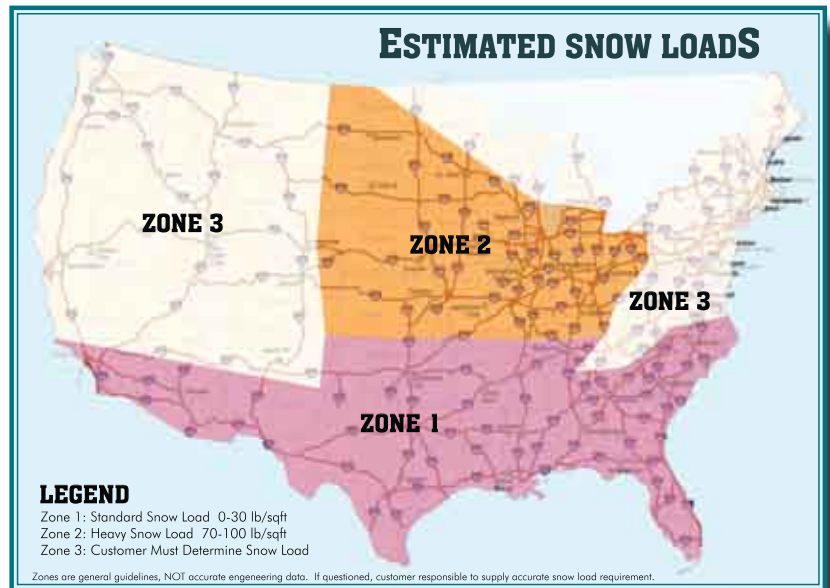
SCWMNGGY
WALL MOUNTED STALL CONNECTOR
Connects stall top to shelter frame



SHCLIPGY
STALL SIDE CLIP
Bolts to SHCLIP2 to add side stall

IMPORTANT

Proper roof support (purlins) must be selected for anticipated snow load.
STANDARD SNOWLOAD (0-30 lb/sqft) – HEAVY SNOWLOAD (30-100 lb/sqft)



by



automatic insect misting systems

BARN FLY SPRAY SYSTEMS

- Animal safe & biodegradable
- Eliminates a broad range of insects and spiders
- Automatic variable or continuous spray durations
- Powerful enough to operate up to 100 nozzles at a time
- Nickel plated tarnish resistant spray nozzles
- Adaptable to fit your needs

GREAT FOR ENCLOSED SHELTERS!





SHELTER OPTIONS

SHEET METAL COLORS

STANDARD COLORS



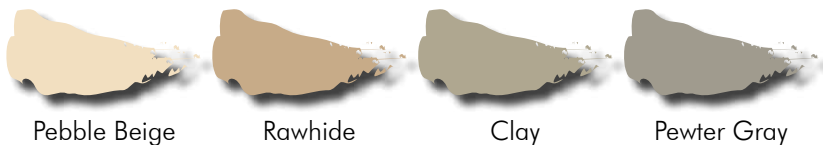
Barn Red

White

Sandstone

Evergreen

OPTIONAL COLORS



Pebble Beige

Rawhide

Clay

Pewter Gray

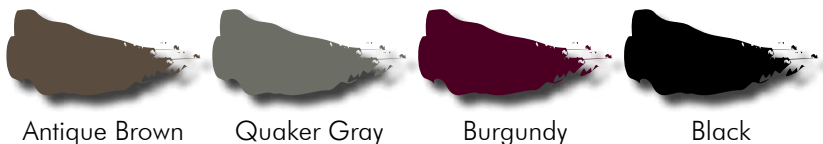


American Red

Earth Brown

Galvanized

Slate Blue



Antique Brown

Quaker Gray

Burgundy

Black

TRIM COLORS (CLOSED SHELTERS ONLY)



White

Earth Brown

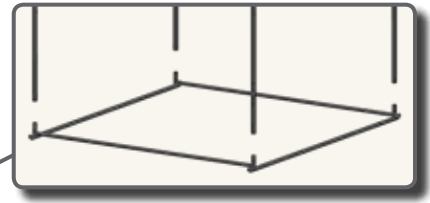
* Optional Colors require additional days to ship.

PRIEFERT GROUND & CONCRETE ANCHORS



OPTIONAL PRIEFERT SHELTER SKID ATTACHMENTS

(Skid Anchors included)




PRIEFERT BIRD STOP



BE SURE TO CHECK OUT OUR **NEW** LINE OF...

PRIEFERT BARN



- Classic Raised Center Aisle (RCA) Barn
- Architectural Grade Powder Coated Frame
- Versatile, Easily Expandable Layout
- Easy Attachment of Panels, Stall Dividers, & Stall Fronts
- Pre-drilled Holes for Quick & Easy Assembly
- Truss Design for Superior Strength
- Bird Stop Design
- Two Snow Load Capacities

CALL 1-800-527-8616 FOR MORE INFORMATION!

PRIEFERT combines lifetime backgrounds in ranch and equine equipment design and manufacturing. Priefert also specializes in rodeo equipment, arena designs and complete exposition complex packages. Our hands-on experience, years of service and trained specialists enable us to personalize each project to fit the needs of each individual or group. We would be more than happy to consult with you about your goals, strategies and overall project and help see it through to the end.

CONTACT US TODAY FOR YOUR FREE CONSULTATION

- Complete Homestead Packages
- Exposition Centers
- Barns & Shelters
- Arenas
- Fencing
- Rodeo Equipment
- Cattle Working Systems
- Equine Equipment
- Kennels



BROSHELTER - V2 12-12-07

WWW.PRIEFERT.COM | 1-800-527-8616 | SALES@PRIEFERT.COM

Priefert
Ranch Equipment